



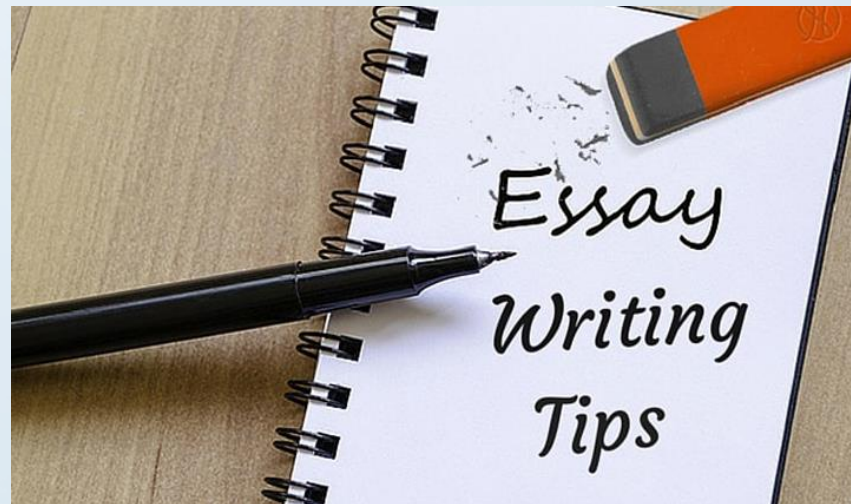
Applying to College: Essays

From Brainstorming to Final Draft

Classroom Presentation – May, 2019

What we'll cover today: brainstorming and mechanics for -

- UC Personal Insight Questions
- Common Application Essays
- Supplemental essays – including “Why Us?”



Your writing submission -



- Your interview on paper
- Tell admissions reps something about you they won't be able to determine from your application
- Be reflective – dig deep. Things you may think are not exceptional can be – and can make a great story.
- Don't write about a person you admire – they'll want to admit that person to college! What was that person's impact on YOU? Whatever the story, it must tell about YOU!

Personal Research -

- You need to know yourself - what are your values?
- Everything I want colleges to know about me
- Be willing to be vulnerable
- It's about your whole self - what skills, qualities and values do you bring?
- Demonstrate to the college that you will make valuable contributions to the college community.





Brainstorming...generating ideas!





- If you really knew me...
 - Followed by “so what?” – what makes that special or how does that define or describe you?
- Core Values – what are yours? Are they sometimes conflicting – like being competitive, but wanting everyone to be one and love each other.
- 21 Random facts about me...great way to find content.
- These are some great exercises from The College Essay Guy – Google him and check out his blogs, videos and examples!

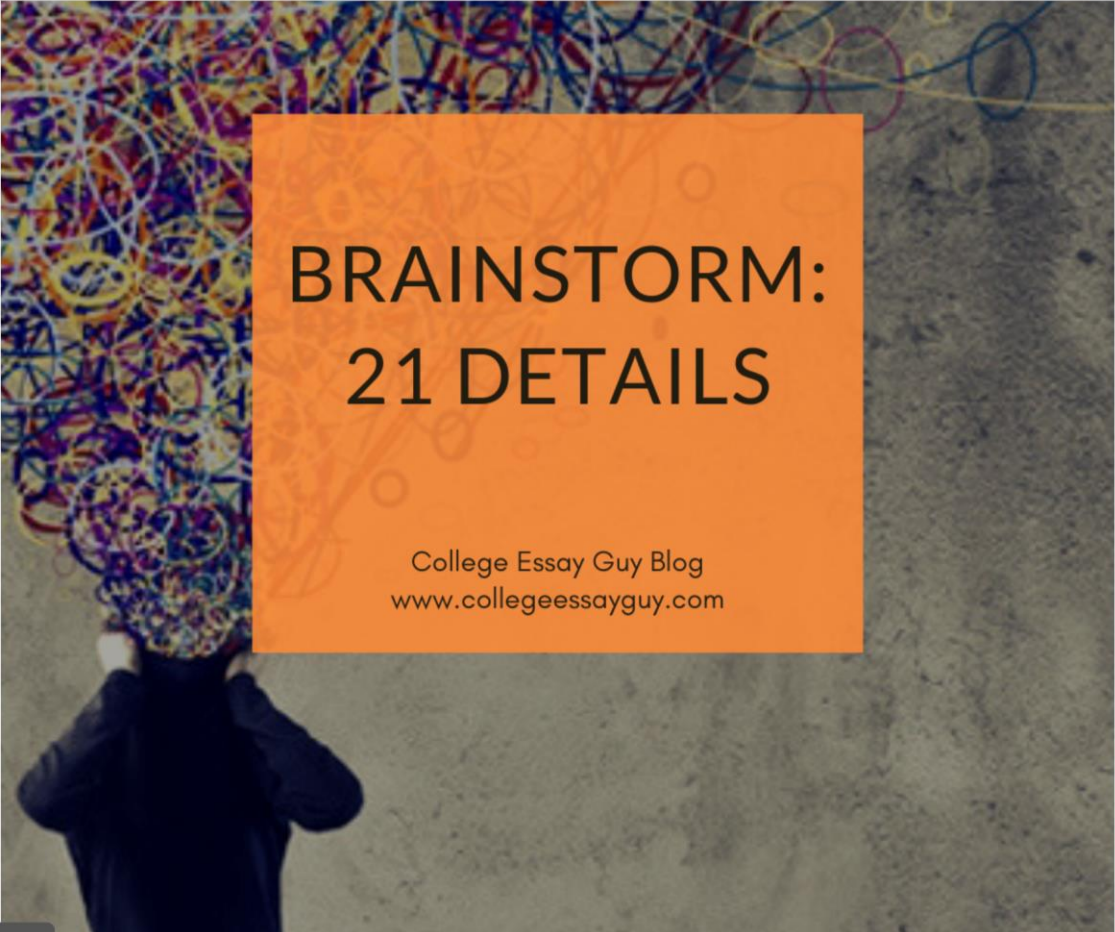


College Essay Guy:

← → ↻ <https://www.collegeessayguy.com/blog/brainstorm-21-details> ☆   ⋮


1
Shares




BRAINSTORM: 21 DETAILS


College Essay Guy Blog
www.collegeessayguy.com



Video Course: How to Write a Personal Statement



Video Course: How to Write the College Application + Supplemental Essays



HOW TO ANSWER THE UC APPLICATION PROMPTS
A Video Course for Students and Counselors

21 Details:

Here are 11 of my 21 details:

- *We moved 20 times while I was growing up and I attended 13 schools.*
- *My biggest pet peeve is when the waiter takes my food before I've finished.*
- *The worst feeling in the world is the dentist's air suction tube sucking air over my teeth.*
- *I love popping bubble wrap.*
- *When I was young I used to use my finger to wipe off the top layer of toothpaste that I shared with my sister so I wouldn't get her germs.*
- *I've won several awards in my life, but I'm most proud of these two: finishing second in the elementary school Spelling Bee when I was nine and being named MVP of the middle school floor hockey All-Star game when I was eleven.*
- *The most painful thing I ever experienced was breaking my kneecap in the 10th grade during a basketball game. The physical pain wasn't the worst part, though: it was losing the rest of the season and watching my team go 0-18.*
- *My three younger brothers and I have never, as far as I can remember, ever had a fight.*
- **See how each is a little tiny glimpse into my world?**

College Essay Guy's What Do I Value?

- Community, inspiration, money, intellect, status, financial gain, laughter, serenity, physical challenge, responsibility, competition, career, fame, working with others, freedom, security, strength, self-control, hunger, personal development, trust, faith, involvement, adventure, vulnerability, adaptability, friendship, excellence job tranquility, power, passion, cooperation, affection, wisdom, knowledge, growth, expertise, order, privacy, self expression, stability, art, autonomy, risk, balance, self-discipline, courage, family, empathy, working alone, humility, efficiency, intensity, health & fitness, meaningful work, my country, music, truth, resourcefulness, challenges, commitment, leadership, helping others, influence, wit, success, patience, listening, diversity, love, fast-paced work, nutrition, competence, practicality, creativity, excitement, collaboration, social change, beauty, ecological awareness, quality relationships, travel, decisiveness, curiosity, spirituality, loyalty, honesty, independence, supervising others, recognition, accountability, democracy, close relationships, religion, respect, bravery, communication, change and variety, compassion, nature...

Brainstorming...find your defining qualities:

- Able, Accepting, Accurate, Achieving, Adaptable, Adorable, Adventurous, Affectionate, Alert, Altruistic, Amazing, Ambitious, Analytical, Appreciative, Appealing, Artistic, Assertive, Astonishing, Attentive, Authentic, Aware, Awesome, Balanced, Beautiful, Blissful, Blooming, Bold, Bountiful, Brave, Breath-Taking, Bright, Calm, Capable, Careful, Carefree, Caring, Cautious, Centered, Certain, Charitable, Charming, Cheeky, Cheerful, Chirpy, Civic-Minded, Clean, Colorful, Competitive, Clear-Thinking, Communicative, Compassionate, Competitive, Complete, Confident, Conscientious, Considerate, Conservative, Consistent, Content, Co-operative, Courageous, Conscientious, Courteous, Creative, Cuddly, Curious, Cultural, Cute, Decisive, Deliberate, Delicate, Delicious, Delightful, Dependable, Desirable, Determined, Devoted, Disciplined, Discrete, Discriminating, Dynamic, Easy-Going, Eager, Efficient, Empathetic, Enduring, Energetic, Enlightened, Enthusiastic, Entrepreneurial, Excellent, Exciting, Experienced, Fair-Minded, Faithful, Farsighted, Fast-learner, Feeling, Fierce, Flexible, Focused, Forgiving, Fresh, Friendly, Frugal, Funny, Generous, Gentle, Good, Glorious, Graceful, Gratuitous, Great, Groovy, Handsome, Happy, Harmonious, Healthy, Heavenly, Helpful, Holistic, Hopeful, Humble, Humorous, Honest, Humble, Idealistic, Imaginative, Having Integrity, Independent, Individualistic, Industrious, Innovative, Insightful, Inspirational, Interesting, Intelligent, Intense, Intuitive, Inventive, Invigorating, Joyful, Just, Kind, Leading or Leader, Learned, Loving, Loyal, Lucky, Luxurious, Macho, Magical, Manly, Magnificent, Masculine, Mature, Moral, Motivating, Natural, Neat, Needed, Nurturing, Obedient, Objective, Observant, Open, Optimistic, Original, Organized, Outgoing, Outstanding, Passionate, Patient, Peaceful, Perceptive, Persevering, Persistent, Persuasive, Playful, Poetic, Polite, Popular, Powerful, Practical, Precise, Profound, Progressive, Proud, Professional, Punctual

Brainstorming...backwards?

- Read/familiarize yourself with prompts or personal insight questions.
- Think about your defining qualities or a story which illustrates unique qualities about you.
- Choose the prompt or Personal Insight Questions which align with your qualities/character and your own story.



Essays, Personal Insight Questions and Personal Statements/Supplements:

- **First and foremost – ANSWER THE PROMPT!**



How many essays??

- The UC Personal Insight Questions offer 8 prompts – you pick 4 to answer.
- The Common App offers 7 prompts – you pick the one which resonates with you! (Since “Topic of Your Choice” is one option, there is certainly something you can find to write about!)
- If there are essays that overlap, you can “recycle” – as long as the prompts align.
- Many colleges have supplemental essays (you will see these on the Common App). Don’t overlook them or give the short shrift! If a college has specifically put it in, it is important to them.
- **THERE IS NO PREFERRED PROMPT OR TOPIC!**
 - One is not better than another – it is YOUR story to write, and it is the story that matters, not the specific topic!

Choosing a Topic or Which Prompt is Best?



- Topics to avoid: illegal activity, one-track religious or political rants
- Do NOT make your essay a restating of your activities
 - If you choose to write about one activity, be creative
- Be unique by being specific to you (don't choose a topic that everyone else does...game-winning goal, building houses – unless you can provide a really interesting story on that topic)
- A good topic can be mundane: washing dishes, having four sisters, being color blind – but have something interesting to say
- Find a topic that allows you to reveal something about yourself!

Personal Insight Questions – UC:

- There are eight, you must answer four of them.
- There is no preference – chose what speaks to you and helps you tell your story.
- This is NOT a writing sample – not flowery. Be straightforward but grammatically correct and proofed!
- With ALL writing, know the word limit and STICK TO IT! (You will be cut off if you go over...) Don't use abbreviations – you want the reader to understand what you're referring to!



Use all resources! Google things! Follow links from other UC pages!

admission.universityofcalifornia.edu/how-to-apply/personal-questions/index.html

UNIVERSITY OF CALIFORNIA Admissions

HOME FRESHMAN TRANSFER INTERNATIONAL **HOW TO APPLY** CAMPUSES PAYING FOR UC Counselors

How to apply

- Dates & deadlines
- Closed majors
- Apply online
- > **Personal insight questions**
 - Freshman applicants
 - Transfer applicants
 - Writing tips
- Application fees
- After you apply

Personal insight questions

The personal insight questions are about getting to know you better — your life experience, interests, ambitions and inspirations.

How to answer UC's Personal Insight ...

Personal Insight Questions

1. _____
2. _____
3. _____
4. _____
5. _____
6. _____
7. _____
8. _____

Download the worksheets

- > Freshman applicants: [English](#) | [Spanish](#)
- > Transfer applicants: [English](#) | [Spanish](#)
- > [Writing tips \(Spanish only\)](#)

Think of it as your interview with the admissions office. Be open. Be

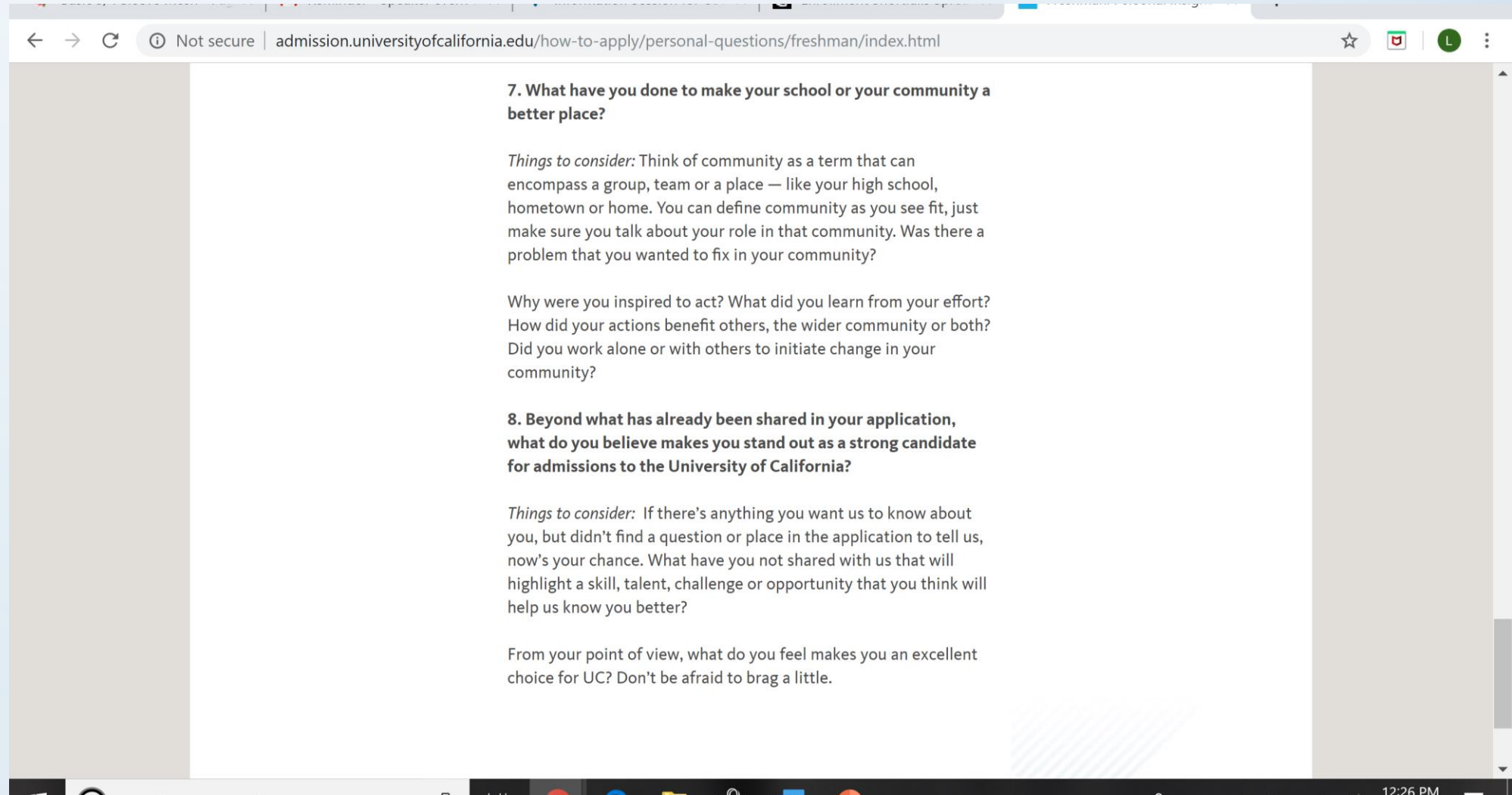
UC Personal Insight Questions:

1. Describe an example of your leadership experience in which you have positively influenced others, helped resolve disputes or contributed to group efforts over time.
2. Every person has a creative side, and it can be expressed in many ways: problem solving, original and innovative thinking, and artistically, to name a few. Describe how you express your creative side.
3. What would you say is your greatest talent or skill? How have you developed and demonstrated that talent over time?
4. Describe how you have taken advantage of a significant educational opportunity or worked to overcome an educational barrier you have faced.

UC PIQs Continued:

5. Describe the most significant challenge you have faced and the steps you have taken to overcome this challenge. How has this challenge affected your academic achievement?
6. Think about an academic subject that inspires you. Describe how you have furthered this interest inside and/or outside of the classroom.
7. What have you done to make your school or your community a better place?
8. Beyond what has already been shared in your application, what do you believe makes you stand out as a strong candidate for admissions to the University of California?

Read their “Things to Consider” advice:



The screenshot shows a web browser window with the address bar displaying `admission.universityofcalifornia.edu/how-to-apply/personal-questions/freshman/index.html`. The page content is divided into two main sections, each with a heading, a "Things to consider" paragraph, and a list of reflective questions.

7. What have you done to make your school or your community a better place?

Things to consider: Think of community as a term that can encompass a group, team or a place — like your high school, hometown or home. You can define community as you see fit, just make sure you talk about your role in that community. Was there a problem that you wanted to fix in your community?

Why were you inspired to act? What did you learn from your effort?
How did your actions benefit others, the wider community or both?
Did you work alone or with others to initiate change in your community?

8. Beyond what has already been shared in your application, what do you believe makes you stand out as a strong candidate for admissions to the University of California?

Things to consider: If there's anything you want us to know about you, but didn't find a question or place in the application to tell us, now's your chance. What have you not shared with us that will highlight a skill, talent, challenge or opportunity that you think will help us know you better?

From your point of view, what do you feel makes you an excellent choice for UC? Don't be afraid to brag a little.

Google resources – look over samples...don't lose *your* voice!

The screenshot shows a Google search results page for the query "sample personal insight statement". The browser's address bar shows the search URL. The search results are filtered to "All" and show approximately 4,740,000 results found in 0.49 seconds. Five search results are visible, each with a title, URL, and a brief description. The Windows taskbar is visible at the bottom of the screen.

sample personal insight statement x +

https://www.google.com/search?q=sample+personal+insight+statements+for+uc&oeq=sample+personal+insi&aqs=chrome.0.0j69i57j0l4.6989j0j7&source... ☆ | |

All Images News Shopping Videos More Settings Tools

About 4,740,000 results (0.49 seconds)

17 UC Essay Examples AKA Personal Insight Questions 2018
<https://www.collegeessayguy.com/blog/uc-essay-examples-personal-insight-questions> ▼
May 31, 2018 - That said, I sometimes used the phrase "UC essay" below because people search for "US essay example" or "UC personal statement" ten times ...

How to Write a Perfect UC Essay for Every Prompt - PrepScholar Blog
<https://blog.prepscholar.com/uc-personal-statement-application-essay> ▼
Aug 13, 2018 - We explain how to attack the UC personal statements, with strategies ... Applicants need to answer four UC personal insight questions, ... I'll also give you examples of how to make sure your essay fully answers the question.

Freshman: Personal insight questions | UC Admissions
admission.universityofcalifornia.edu/how-to-apply/personal-questions/freshman/ ▼
Freshman: Personal insight questions. What do you want UC to know about you? ... Describe an example of your leadership experience in which you have ...

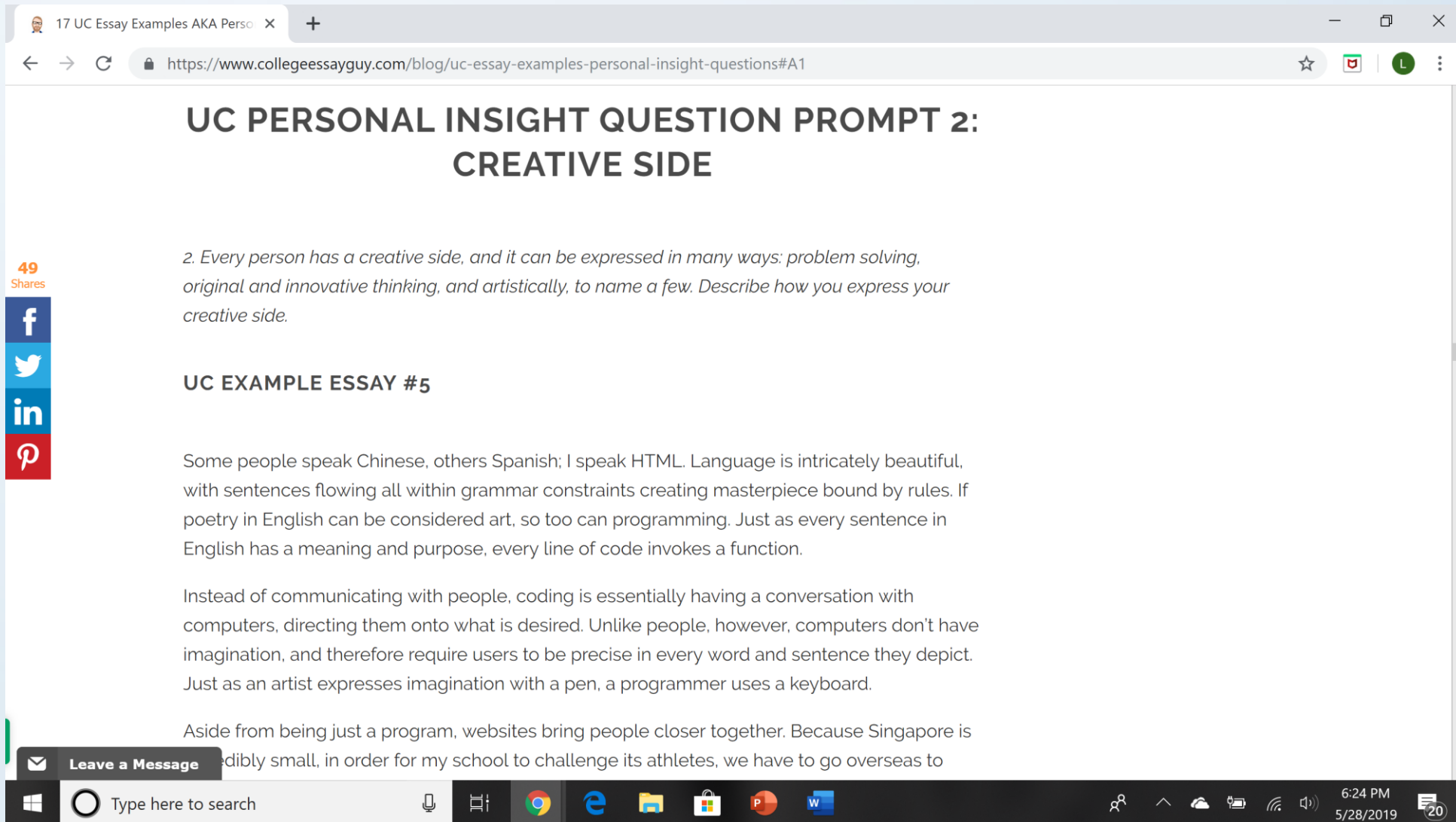
How to Write Great UC Application Essays (Examples Included ...
<https://www.shemmassianconsulting.com/blog/how-to-write-uc-application-essays> ▼
May 22, 2018 - A step-by-step guide to conquering every personal insight question to ... that means you'll write a personal statement, complete the Activities ...

UC Personal Insight Questions Examples - UC Personal Statement
www.ucpersonalstatement.net/uc-personal-statement-samples/ ▼
Do you know how UC personal statement sample can help you to write your application papers? Learn all tips and tricks that will help you become accepted!

Type here to search

9:34 AM 10/2/2018 20

College Essay Guy example:



The screenshot shows a web browser window with the address bar displaying <https://www.collegeessayguy.com/blog/uc-essay-examples-personal-insight-questions#A1>. The page title is "17 UC Essay Examples AKA Perso". The main heading is "UC PERSONAL INSIGHT QUESTION PROMPT 2: CREATIVE SIDE". Below this, a prompt is displayed: "2. Every person has a creative side, and it can be expressed in many ways: problem solving, original and innovative thinking, and artistically, to name a few. Describe how you express your creative side." To the left of the prompt, there is a social media sharing section with 49 shares and icons for Facebook, Twitter, LinkedIn, and Pinterest. Below the prompt, the section "UC EXAMPLE ESSAY #5" is shown. The essay text begins with "Some people speak Chinese, others Spanish; I speak HTML. Language is intricately beautiful, with sentences flowing all within grammar constraints creating masterpiece bound by rules. If poetry in English can be considered art, so too can programming. Just as every sentence in English has a meaning and purpose, every line of code invokes a function." The text continues with "Instead of communicating with people, coding is essentially having a conversation with computers, directing them onto what is desired. Unlike people, however, computers don't have imagination, and therefore require users to be precise in every word and sentence they depict. Just as an artist expresses imagination with a pen, a programmer uses a keyboard." The final visible sentence is "Aside from being just a program, websites bring people closer together. Because Singapore is". At the bottom of the page, there is a "Leave a Message" button and a search bar. The Windows taskbar is visible at the bottom, showing the time as 6:24 PM on 5/28/2019.

17 UC Essay Examples AKA Perso

https://www.collegeessayguy.com/blog/uc-essay-examples-personal-insight-questions#A1

UC PERSONAL INSIGHT QUESTION PROMPT 2: CREATIVE SIDE

49 Shares

2. Every person has a creative side, and it can be expressed in many ways: problem solving, original and innovative thinking, and artistically, to name a few. Describe how you express your creative side.

UC EXAMPLE ESSAY #5

Some people speak Chinese, others Spanish; I speak HTML. Language is intricately beautiful, with sentences flowing all within grammar constraints creating masterpiece bound by rules. If poetry in English can be considered art, so too can programming. Just as every sentence in English has a meaning and purpose, every line of code invokes a function.

Instead of communicating with people, coding is essentially having a conversation with computers, directing them onto what is desired. Unlike people, however, computers don't have imagination, and therefore require users to be precise in every word and sentence they depict. Just as an artist expresses imagination with a pen, a programmer uses a keyboard.

Aside from being just a program, websites bring people closer together. Because Singapore is


Leave a Message

Type here to search

6:24 PM 5/28/2019

Common Application Prompts:

[←](#) [→](#) [↻](#) <https://www.commonapp.org/whats-appening/application-updates/2019-2020-common-app-essay-prompts> [☆](#) [📧](#) [L](#) [⋮](#)


 [Plan Ahead](#) [Explore Colleges](#) [Virtual Counselor](#) [How To Apply](#) [Apply Now](#)

[UPDATES](#)

2019-2020 Common App Essay Prompts

SHARE THIS

[!\[\]\(581a37922a09af6d3412377716caf230_img.jpg\)](#)
[!\[\]\(c7a4f049a5839fa6a2a70530bbd741a3_img.jpg\)](#)
[!\[\]\(c03112ee263a906bbf549fae85097b06_img.jpg\) Print](#)



MOST RECENT POSTS

- › [Changemaker Spotlight: A Conversation with the Community College Research Center on Understanding the Community College Experience](#)
- › [Forging Our Future: Member Summit 2019](#)
- › [Teacher Appreciation Week: May 6-10](#)
- › [The Common Application Welcomes New Members for 2019-2020 Application Season](#)
- › [Member Moments: Muhlenberg College Establishes Phi Theta Kappa Scholarship Program for Community College Students](#)

Seven Prompts – don't forget “Topic of Your Choice”

- "Through the Common App essay prompts, we want to give all applicants - regardless of background or access to counseling - the opportunity to share their voice with colleges. Every applicant has a unique story. The essay helps bring that story to life,"
 - Meredith Lombardi, Associate Director, Outreach and Education, for The Common Application.

Common Application Prompts:

1. Some students have a background, identity, interest, or talent that is so meaningful they believe their application would be incomplete without it. If this sounds like you, then please share your story.
2. The lessons we take from obstacles we encounter can be fundamental to later success. Recount a time when you faced a challenge, setback, or failure. How did it affect you, and what did you learn from the experience?
3. Reflect on a time when you questioned or challenged a belief or idea. What prompted your thinking? What was the outcome?

Common App Prompts – cont'd

4. Describe a problem you've solved or a problem you'd like to solve. It can be an intellectual challenge, a research query, an ethical dilemma - anything that is of personal importance, no matter the scale. Explain its significance to you and what steps you took or could be taken to identify a solution.
5. Discuss an accomplishment, event, or realization that sparked a period of personal growth and a new understanding of yourself or others.
6. Describe a topic, idea, or concept you find so engaging that it makes you lose all track of time. Why does it captivate you? What or who do you turn to when you want to learn more?
7. Share an essay on any topic of your choice. It can be one you've already written, one that responds to a different prompt, or one of your own design.

Common App Ready Toolkit

RECOMMENDED RESOURCES

A Quick Guide to the
First Year Application

Tips and Best Practices

« [Browse Common App Ready](#)

Common Application Tutorials

 Print

Need a detailed explanation of how to pay for and submit your completed application? Looking for guidance on what Account Rollover means for you? Find everything you need in this comprehensive set of **training videos** - available whenever you need assistance.

This set of videos provides step-by-step guidance through each section of the Common App, including:

- Searching and adding colleges to the My Colleges list
- Completing the FERPA Release Authorization

 Training Videos

SHARE THIS



Use resources – especially when stuck:

The screenshot shows a web browser window with the URL <https://admissions.tufts.edu/apply/advice/past-essays/common-application-essays/>. The page features a blue header with the Tufts Admissions logo and navigation links: Apply, Visit, Academics, Life at Tufts, Tuition & Aid, Connect With Us, and Tufts Blogs. A search icon is also present.

On the left side, there is a vertical menu with the following links: First-Year Students, Transfer Students, International Students, First-Generation Students, Undocumented Students, Counselors & Teachers, **Advice and Getting Started**, For Juniors & Younger, Dispelling Myths, and Past Essays.

The main content area is titled "Common Application Personal Statement". Below the title, it reads: "Looking for examples of past college essays that worked? These are some admissions essays that our officers thought were most successful (and some thoughts from the officers that liked them)."

The featured essay is by *Joseph Poirier '21* from *Concord, MA*. The text of the essay begins with: "When problems arise, I solve them using copper fittings. I first discovered this versatile building material as a seven-year-old visiting my father's HVAC shop. While waiting for him to finish working one night, I wandered from the modestly finished space at the front of the building to the shop in back, which featured high ceilings and imposing stacks of shelves. I was fascinated by the dusty machines with tubes, knobs, and old cracked nozzles. When Dad found me shoulder-deep in the scrap copper bin--which I later referred to as "the world's coolest trash can"--he determined that it was time to teach me to solder. Thirty minutes later, armed with a bowl haircut, a pair of safety glasses, and a healthy dose of self-confidence, I was ready to take on the world. From then on, my childhood was a patchwork of failures. I fell into a constant cycle of thinking, designing, building, and rethinking. Common Christmas wish list items included drafting supplies and architectural stencils. Each childhood interest led me back to the shop, where I figured out a way to build it from copper fittings. Learning to play trombone inspired me to design my own instrument. After a faulty mouthpiece and soldering mistakes ruined three prototypes, "The Plumbone," an instrument that could play three distinct notes, became my first successful creation. When a middle

The browser's address bar and various icons (star, mail, calendar, etc.) are visible at the top. The bottom of the browser window shows a taskbar with several application icons and a system clock indicating 6:39 PM.

More resources -

The screenshot shows a web browser window with the URL <https://www.conncoll.edu/admission/apply/essays-that-worked/matthew-giuttari-22/>. The page header is dark blue with the Connecticut College logo and navigation links: CONNECTIONS, MAKE A GIFT, NAVIGATION, and SEARCH. The main content area is white and features the title 'Essays that Worked!' in a large, black serif font. Below the title is a breadcrumb trail: HOME ADMISSION & FINANCIAL AID APPLY ESSAYS THAT WORKED MATTHEW GIUTTARI '22. The main heading for the essay is 'Matthew Giuttari '22' in a dark blue serif font, followed by 'Loomis Chaffee School, Windsor, Connecticut' in the same font. The essay title is 'Piece by Piece: Building My Reality'. The first line of the essay text is 'At this point in my life, I am used to the chuckles I receive upon telling my friends that I, in fact, love Legos. Growing up in a house of four children was a hectic environment to say the'. On the right side, there is a vertical list of other students' names: LORENA DE LEON '22, MATTHEW GIUTTARI '22 (highlighted), JULISSA ROLDAN '22, and EMMA ANDRIKIDIS '21.

CONNECTICUT COLLEGE

CONNECTIONS | MAKE A GIFT | NAVIGATION | SEARCH

Essays that Worked!

HOME ADMISSION & FINANCIAL AID APPLY ESSAYS THAT WORKED MATTHEW GIUTTARI '22

Matthew Giuttari '22

Loomis Chaffee School, Windsor, Connecticut

Piece by Piece: Building My Reality

At this point in my life, I am used to the chuckles I receive upon telling my friends that I, in fact, love Legos. Growing up in a house of four children was a hectic environment to say the

LORENA DE LEON '22

MATTHEW GIUTTARI '22

JULISSA ROLDAN '22

EMMA ANDRIKIDIS '21

Importance of Supplements and “why us”?

- Supplements are special to the university – pay attention and spend time on them.
- Your application is read as a whole. If you have written about one topic in your general Common App essay, chose another topic for your supplement.
- Carefully research your “why us” essay. “I want to study Chinese and combine that with business” – but they don’t have a major in Chinese. Dig into the East Asian Studies major and double major with Business OR write about the International Relations/Global Business major and how you intend to pursue that with an emphasis on China.
- How is this school uniquely suited to help you with your studies, and how will you thrive and give back to the university?

Beware the supplement – it could take some time...

Examples of University of Chicago supplemental essay prompts:

- So where is Waldo, really?
- Dog and Cat. Coffee and Tea. Great Gatsby and Catcher in the Rye. Everyone knows there are two types of people in the world. What are they?
- Lost your keys? Alohomora. Noisy roommate? Quietus. Feel the need to shatter windows for some reason? Finestra. Create your own spell, charm, jinx, or other means for magical mayhem. How is it enacted? Is there an incantation? Does it involve a potion or other magical object? If so, what's in it or what is it? What does it do?
- What's so odd about odd numbers?

Use online resources for tips:

← → ↻ Secure <https://www.admitsee.com/blog/usc-2017-2018-supplemental-essay-prompts-short-answer-questions> ☆

2. Supplemental Essay #1

Please respond to one of the prompts below. (250 word limit)

Prompt 1: USC believes that one learns best when interacting with people of different backgrounds, experiences and perspectives. Tell us about a time you were exposed to a new idea or when your beliefs were challenged by another point of view.

Prompt 2: Describe something outside of your intended academic focus about which you are interested in learning.

Prompt 3: What is something about yourself that is essential to understanding you?

TIP: When you choose which essay prompt to write, take into account what essay topic you've chosen for your personal statement and what you plan on writing for the second supplemental essay. The admissions office will be reading your application as a whole, so it should all come together to tell them who you are, what you're interested and what USC can offer you to achieve your dreams.

3. Supplemental Essay #2

Describe how you plan to pursue your academic interests at USC. Please feel free to address your first- and second-choice major selections. (250 word limit)

TIP: This is essentially your "Why USC" supplemental essay. Do your research about the program you want to apply. In fact, reach out to the professors in the department you're interested in studying and learn more about the program. It's important to know what USC offers, so you can talk about how those resources and facilities can enable you to achieve your interests or support your studies in a specific field. Do not just iterate what programs they have. This essay is about how USC can help you in a way no other universities can, and about how you can give back to the university's community by being a part of it.

Be the first of your friends to like this

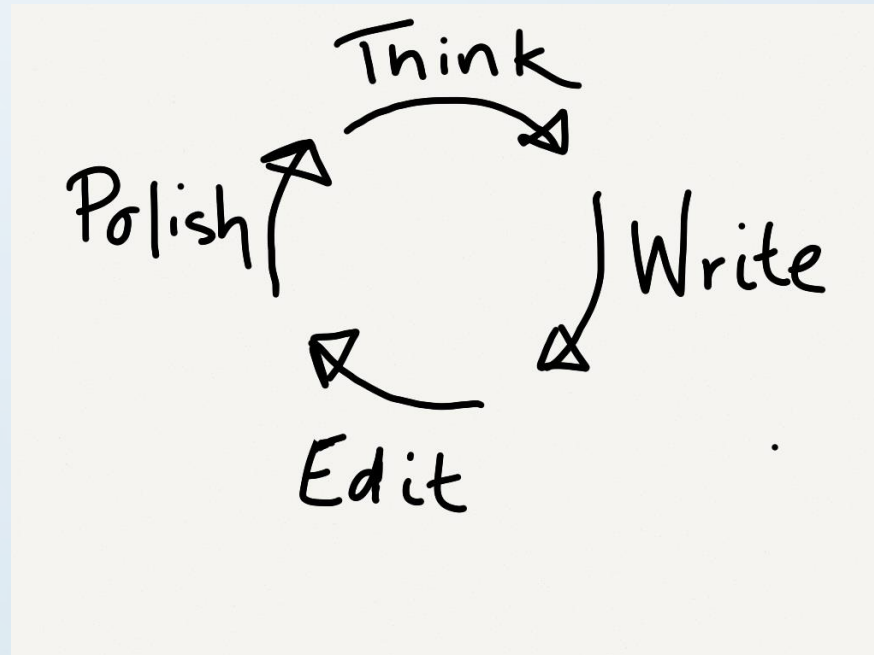
have a question about admitsee?

A few tips from the experts:

- Go easy on buzzwords. They don't want to see you overuse "passion", "leadership", "initiative". Show them how these things apply to your life – give examples.
- Leadership doesn't necessarily mean being elected to a position...it comes in many forms, so think about it.
- Colleges don't want all leaders. Collaboration and independent thinking are assets too!
- What do you care about? What would you tell an admissions rep in an elevator?
- More essay articles posted to LJHS College Info Facebook page.

Your writing submissions:

- They want to know you are “active and alive in the world you live in”.
- Know it is a process...take your time and edit, polish, proofread.



Your writing – pay attention to style:

- Avoid clichés – one in a million, nose to the grindstone, to make a long story short
- Avoid flowery language – throw away your thesaurus and write authentically
- Don't be vague “I like lots of things about basketball.”
- Avoid wordiness. “I have to admit...”, “I remember that I felt...”

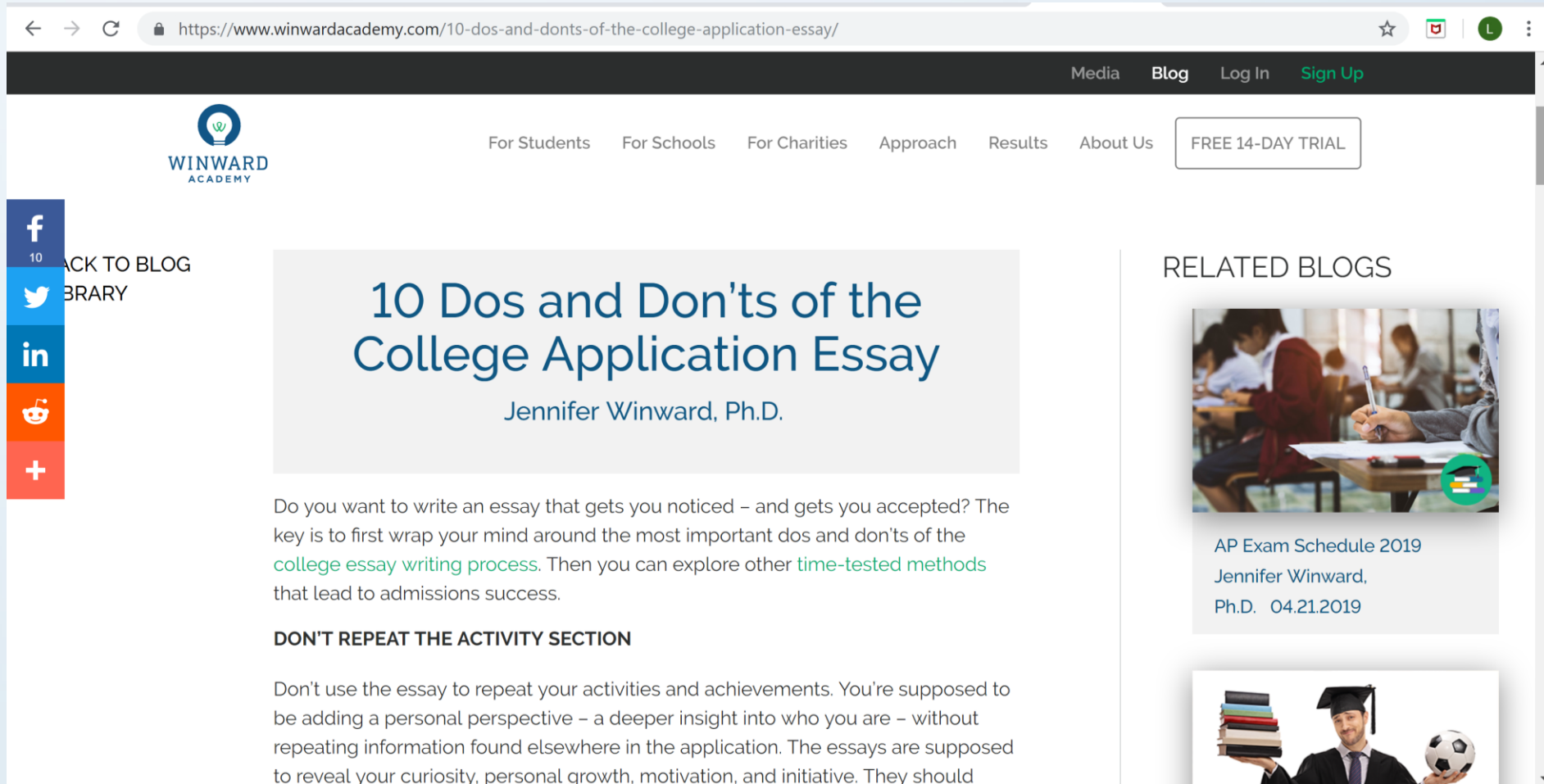


Pay Attention to writing style: the opening...

Start strong – a good opening lures the reader in and makes them want more.

- “When problems arise, I solve them using copper fittings.”
- “Transformers are not just for boys.”
- “I’m no stranger to contrast. A Chinese American with accented Chinese, a Florida-born Texan, a first generation American with a British passport: no label fits me without a caveat.”
- “When I was a little girl, I imagined I had superpowers. Deadly lasers would shoot from my eyes pulverizing the monsters hiding under my bed.”
- “It was Easter and we should’ve been celebrating with our family, but my father had locked us in the house.”

So many blogs, so little time! But be discerning...



← → ↻ https://www.winwardacademy.com/10-dos-and-donts-of-the-college-application-essay/ ☆ 📧 🌐 ⋮

Media Blog Log In Sign Up

WINWARD ACADEMY

For Students For Schools For Charities Approach Results About Us FREE 14-DAY TRIAL

10 BACK TO BLOG
LIBRARY

f
t
in
r
+

10 Dos and Don'ts of the College Application Essay


Jennifer Winward, Ph.D.

Do you want to write an essay that gets you noticed – and gets you accepted? The key is to first wrap your mind around the most important dos and don'ts of the [college essay writing process](#). Then you can explore other [time-tested methods](#) that lead to admissions success.


DON'T REPEAT THE ACTIVITY SECTION

Don't use the essay to repeat your activities and achievements. You're supposed to be adding a personal perspective – a deeper insight into who you are – without repeating information found elsewhere in the application. The essays are supposed to reveal your curiosity, personal growth, motivation, and initiative. They should

RELATED BLOGS



AP Exam Schedule 2019
Jennifer Winward,
Ph.D. 04.21.2019



Essay input from others...

- You may work on them in class – but you have to be willing to share a part of yourself
- There are sample essays online, but DON'T copy someone else's!
- Two best free on-line resources:
 - The College Essay Guy – www.collegeessayguy.com
 - Essay Hell – www.essayhell.com
- Goal – A good story well told. Simple as that.



A few extra bits – lagniappe:

- How many colleges should be on your list? (8-12). Each school on your list should be intentional. Never put all your eggs (or hopes) in one basket.
- Fill out counselor input surveys on Naviance – and have your parents do the same! Be thoughtful – these help counselors write your recommendations.
- Attend college rep visits at LJHS in the fall (you can attend up to 5) – that person will likely read your college application, so make a good impression!
- Go on college tours whenever possible – sign up and attend the information session.
- Check out Western Undergraduate Exchange schools and scholarships:
<https://www.wiche.edu/wue>
- Research (and be open to) Colleges That Change Lives - <https://ctcl.org/>
- Understand early deadlines – Early Decision, Early Application, Rolling Admission
- College rankings – pay scant attention
- When you get to college – GO TO OFFICE HOURS!

Thank you for listening!
Any questions?

